


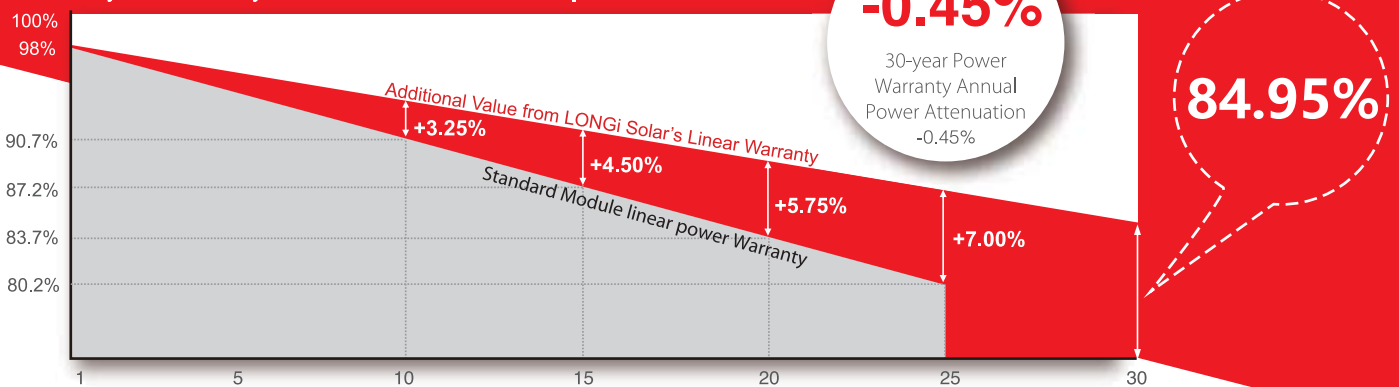
# LR6-60BP 290~310M

New



**Hi-MO2 High Efficiency Low  
LID Bifacial PERC Technology  
Best Solution for Lower LCOE**

10-year Warranty for Materials and Processing;  
30-year Warranty for Extra Linear Power Output



**-0.45%**

30-year Power  
Warranty Annual  
Power Attenuation  
-0.45%

**84.95%**

## Complete System and Product Certifications

IEC 61215, IEC61730, UL1703  
ISO 9001:2008: ISO Quality Management System  
ISO 14001: 2004: ISO Environment Management System  
TS62941: Guideline for module design qualification and type approval  
OHSAS 18001: 2007 Occupational Health and Safety



\* Specifications subject to technical changes and tests. LONGi Solar reserves the right of interpretation.

## Front side performance equivalent to conventional low LID mono PERC:

- High module conversion efficiency (up to 19%)
- Better energy yield with excellent low irradiance performance and temperature coefficient
- First year power degradation <2%

**Bifacial technology** enables additional energy harvesting from rear side (up to 25%)

**Glass/glass lamination** ensures 30 year product lifetime, with annual power degradation < 0.45%, 1500V compatible to reduce BOS cost

**40mm frame design** enables easy installation and robust mechanical strength

**Solid PID resistance** ensured by solar cell process optimization and careful module BOM selection

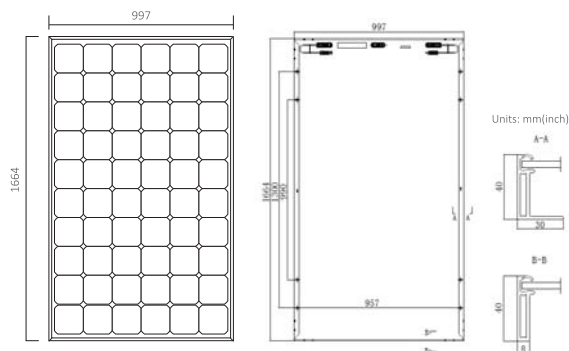
# LONGi Solar

Room 201, Building 8, Sandhill Plaza, Lane 2290, Zuchongzhi Road, Pudong District, Shanghai, 201203  
Tel: + 86-21-61047332 Fax: +86-21-61047377 E-mail: module@longi-silicon.com  
Facebook: www.facebook.com/LONGi Solar

Note: Due to continuous technical innovation, R&D and improvement, technical data above mentioned may be of modification accordingly. LONGi Solar have the sole right to make such modification at anytime without further notice; Demanding party shall request for the latest datasheet for such as contract need, and make it a consisting and binding part of lawful documentation duly signed by both parties.

# LR6-60BP 290~310M

## Design (mm)



## Mechanical Parameters

Cell Orientation: 60° (6×10)  
 Junction Box: IP67, three diodes  
 Output Cable: 4mm<sup>2</sup>, 300mm in length, length can be customized  
 Connector: MC4 or MC4 compatible  
 Weight: 22kg  
 Dimension: 1664×997×40mm  
 Packaging: 26pcs per pallet

## Operating Parameters

Operational Temperature: -40℃ ~ +85℃  
 Power Output Tolerance: 0 ~ +5 W  
 Voc and Isc Tolerance: ±3%  
 Maximum System Voltage: DC1500V (IEC)  
 Maximum Series Fuse Rating: 15A  
 Nominal Operating Cell Temperature: 45±2℃  
 Application Class: Class II  
 Bifaciality: ≥75%

## Electrical Characteristics

Model Number	LR6-60BP-290M		LR6-60BP-295M		LR6-60BP-300M		LR6-60BP-305M		LR6-60BP-310M	
Testing Condition	Front	Back	Front	Back	Front	Back	Front	Back	Front	Back
Maximum Power (Pmax/W)	290	218	295	222	300	226	305	229	310	233
Open Circuit Voltage (Voc/V)	39.2	38.9	39.4	39.1	39.6	39.3	39.8	39.5	40.0	39.7
Short Circuit Current (Isc/A)	9.36	7.16	9.47	7.25	9.58	7.33	9.69	7.42	9.80	7.50
Voltage at Maximum Power (Vmp/V)	32.6	33.3	32.7	33.5	32.9	33.7	33.1	33.8	33.2	34.0
Current at Maximum Power (Imp/A)	8.90	6.54	9.01	6.63	9.11	6.71	9.22	6.77	9.33	6.85
Module Efficiency(%)	17.5	13.1	17.8	13.4	18.1	13.6	18.4	13.8	18.7	14.0

STC (Standard Testing Conditions): Irradiance 1000W/m<sup>2</sup>, Cell Temperature 25℃, Spectra at AM1.5

Electrical characteristics with different rear side power gain (reference to 300W front)

Pmax /W	Voc/V	Isc /A	Vmp/V	Imp /A	Pmax gain
315	39.6	9.94	32.9	9.58	5%
330	39.6	10.40	32.9	10.04	10%
360	39.7	11.35	32.8	10.98	20%
375	39.7	11.82	32.8	11.44	25%

## Temperature Ratings ( STC )

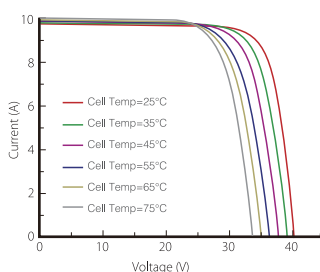
Temperature Coefficient of Isc	+0.060%/℃
Temperature Coefficient of Voc	-0.300%/℃
Temperature Coefficient of Pmax	-0.380%/℃

## Mechanical Loading

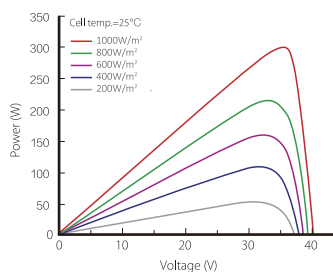
Front Side Maximum Static Loading	5400Pa
Rear Side Maximum Static Loading	2400Pa
Hailstone Test	25mm Hailstone at the speed of 23m/s

## I-V Curve

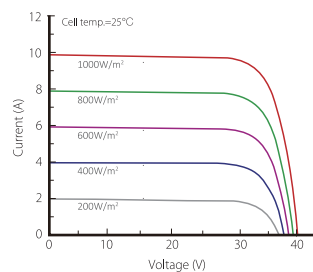
Current-Voltage Curve (LR6-60BP-300M)



Power-Voltage Curve (LR6-60BP-300M)



Current-Voltage Curve (LR6-60BP-300M)



**LONGi Solar**

Room 201, Building 8, Sandhill Plaza, Lane 2290, Zuchongzhi Road, Pudong District, Shanghai, 201203  
 Tel: +86-21-61047332 Fax: +86-21-61047377 E-mail: module@longi-silicon.com  
 Facebook: www.facebook.com/LONGi Solar

Note: Due to continuous technical innovation, R&D and improvement, technical data above mentioned may be of modification accordingly. LONGi Solar have the sole right to make such modification at anytime without further notice; Demanding party shall request for the latest datasheet for such as contract need, and make it a consisting and binding part of lawful documentation duly signed by both parties.