

# PERFECT NO MATTER WHAT YOU PLAN. BATTERY STORAGE MYRESERVE

- DC-coupled
- Modular
- Sustainable
- Efficient
- Inverter-independent
- Intelligent
- Certified safety
- Easy installation
- Retrofit ready



## SOLARWATT Service



**FullCoverage**  
included\*



**Simple return policy**  
as per electrical and electronic  
equipment legislation



**5 years**  
**Product Warranty**  
for MyReserve Command



**Made in Germany**  
**Guarantee of origin**  
Quality from Germany



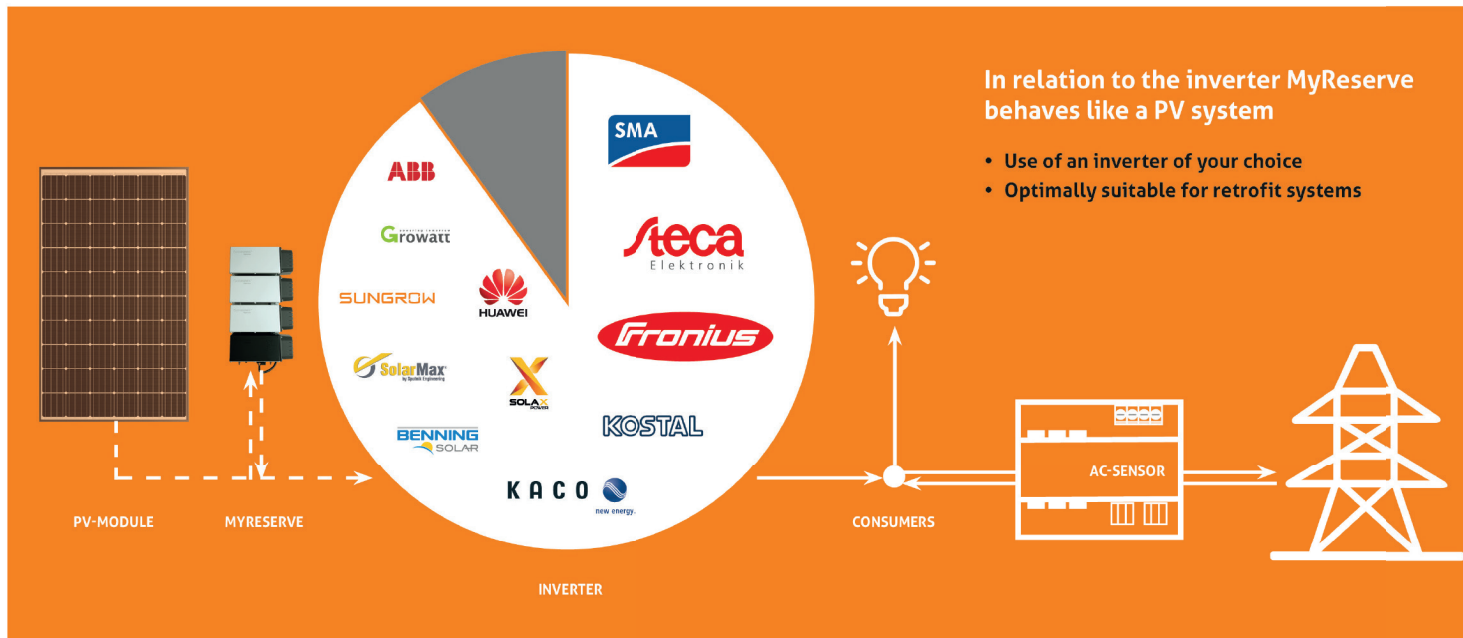
**10 years**  
**Performance Warranty**  
for min. 80 % capacity of  
MyReserve Pack



**Energy Manager ready**  
**EnergyManager ready**  
perfect system integration

\* FullCoverage insurance is available only in selected countries and provided an inverter is used from the list of "Approved Inverters for MyReserve" (available in the download area of SOLARWATT Website)

# MYRESERVE SYSTEM TOPOLOGY DC GENERATOR COUPLED, INVERTER-INDEPENDENT



## 2 MODULES - ALL OPTIONS

### MYRESERVE COMMAND AND MYRESERVE PACK

#### MyReserve Command

MyReserve Command is a highly efficient battery management system for DC-side integration between PV string and inverter.

- Connection of 1 to 5 MyReserve Pack battery modules
- Expandable up to 60 kWh
- Peak power of up to 4 kW per Command
- Discharge efficiency of up to 96.7 %
- Fast step response < 1 s (time to supply a load demand)
- Self-learning operating software for maximum self-consumption
- Safe and easy installation
- Bluetooth-compatible service interface
- Safety: certified as per "Safety guidelines for Li-ion household battery systems"

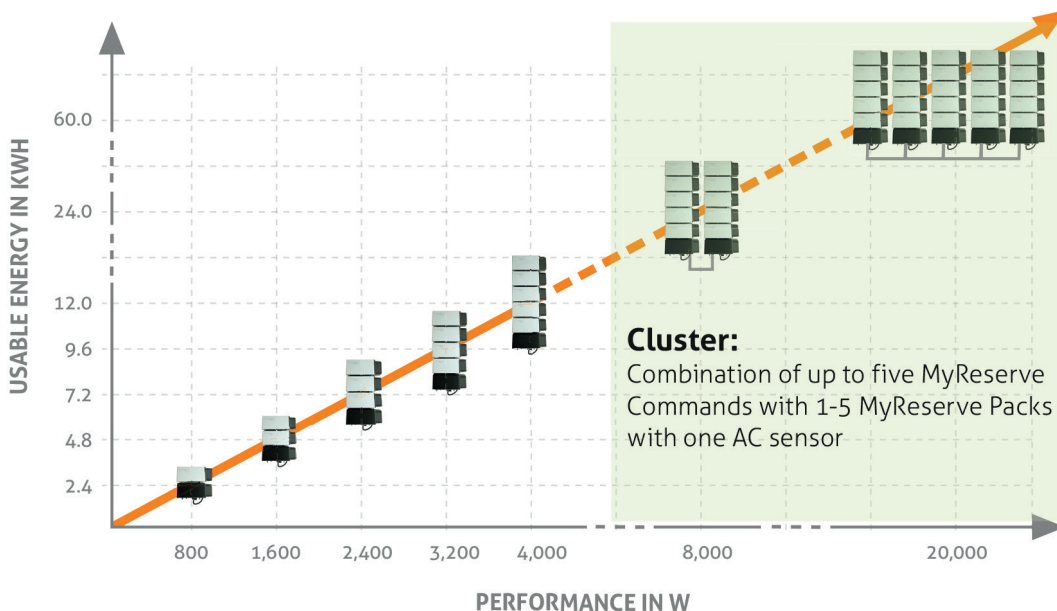
#### MyReserve Pack 24.3

- Powerful lithium-ion battery module for MyReserve battery system
- 100 % Depth of Discharge
- World record battery efficiency of 99.2 %
- Long service life > 15 years
- Plug & Play installation with contact-protected and reverse-polarity-protected connecting plugs
- One-man installation (25 kg per MyReserve Pack)
- Certified safety with multi-stage safety controls
- Integrated BMS with Voltage and Temperature sensors
- Individual cell monitoring
- Dynamic Charge Estimator - dynamic adjustment of the charge current of the battery based on the current PV output and the household's consumption
- Can be expanded to a high-voltage storage system
- Maintenance-free
- No memory effect



## CUSTOM-MADE PERFORMANCE AND CAPACITY

### UP TO 60 KWH CAPACITY AND UP TO 20 KW PERFORMANCE



# MYRESERVE PLANNING

## OVERVIEW CAPACITY AND COMPONENTS

		Number of MyReserve Command				
		1	2	3	4	5
Number of MyReserve Packs	1 x Number of MyReserve Commands	2.4 kWh	4.8 kWh	7.2 kWh	9.6 kWh	12.0 kWh
	2 x Number of MyReserve Commands	4.8 kWh	<b>9.6 kWh</b>	14.4 kWh	19.2 kWh	24.0 kWh
	3 x Number of MyReserve Commands	7.2 kWh	14.4 kWh	21.6 kWh	28.8 kWh	36.0 kWh
	4 x Number of MyReserve Commands	<b>9.6 kWh</b>	19.2 kWh	28.8 kWh	38.4 kWh	48.0 kWh
	5 x Number of MyReserve Commands	12.0 kWh	24.0 kWh	36.0 kWh	48.0 kWh	60.0 kWh

Choose from various combinations of MyReserve Pack battery modules and MyReserve Commands depending on the installation.  
 Note: Always use the MyReserve string configurator tool for system planning to ensure that the installation is suitable for the best performance of the battery system. There are other possible configurations beyond this table.

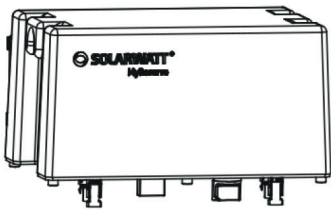
### Example-Option 1

- MyReserve Command 1
- MyReserve Pack 4
- Accessory Kit MyReserve Command 1
- Accessory Kit MyReserve Pack 3
- AC-Sensor 1


### Example-Option 2

- MyReserve Command 2
- MyReserve Pack 4
- Accessory Kit MyReserve Command 2
- Accessory Kit MyReserve Pack 2
- AC-Sensor 1

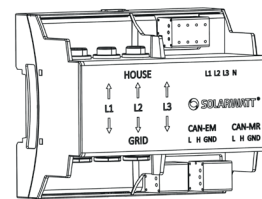
### MyReserve Command



### MyReserve Pack



### AC-Sensor



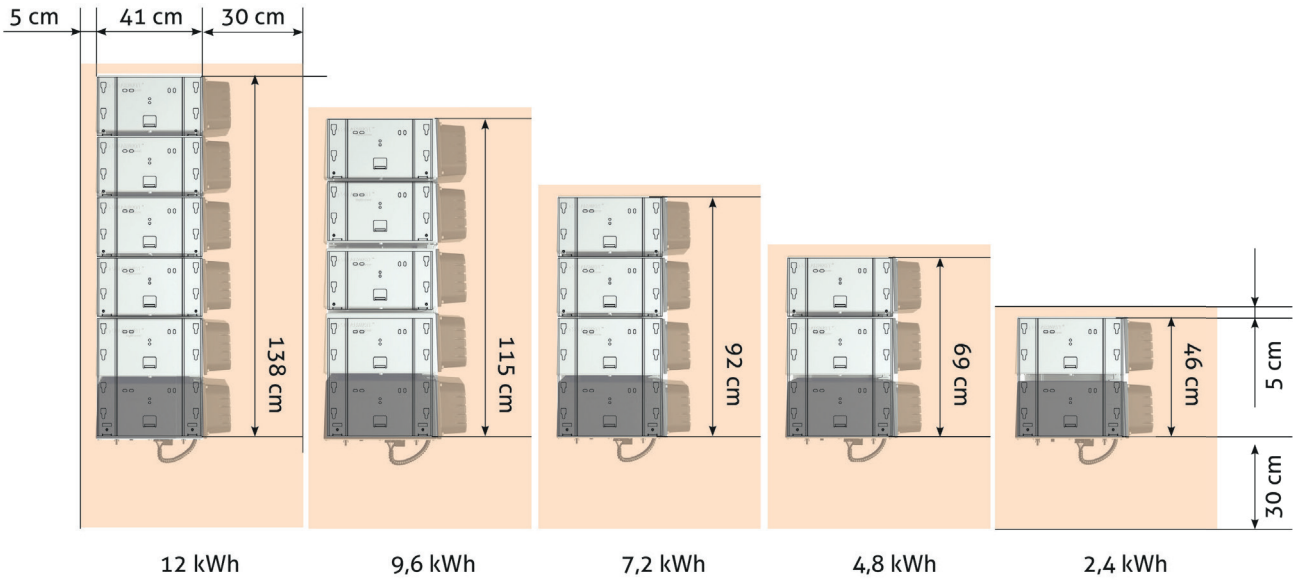
### Accessory Kit MyReserve Pack

1x Protective cover	
1x Wall bracket A1	
1x Wiring harness Battery to battery	
1x Screw set	

### Accessory Kit MyReserve Command

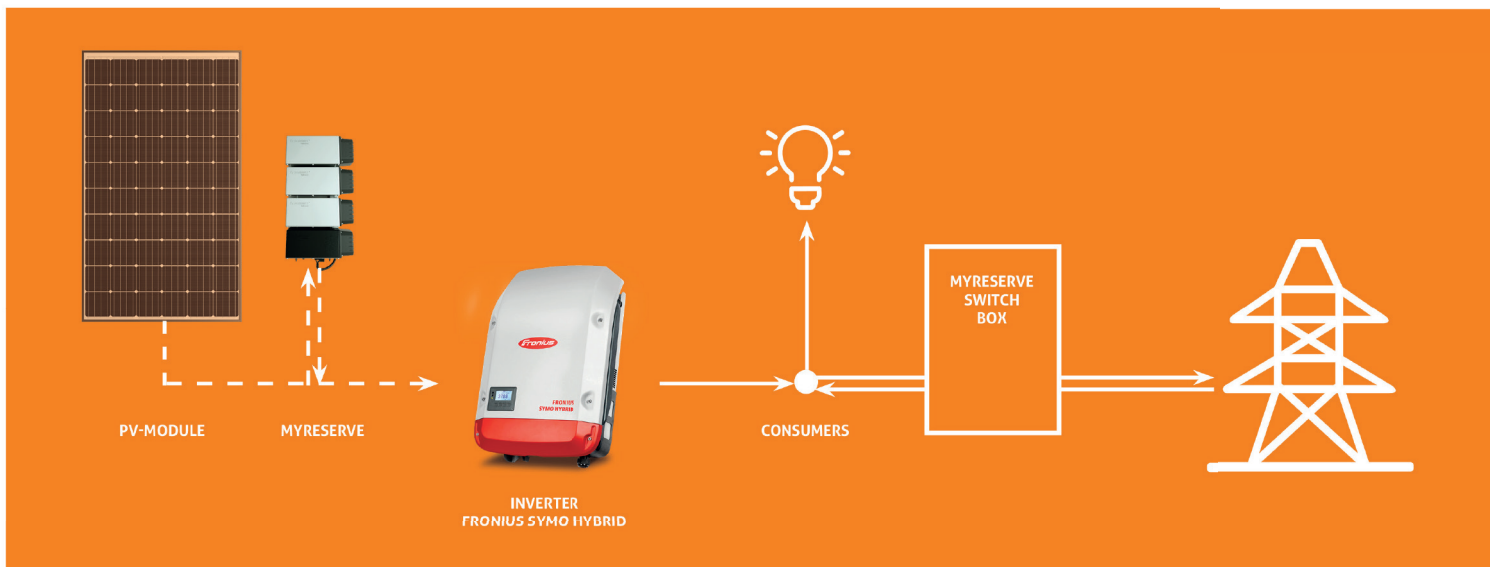
2x Protective cover		1x PowerDataGateway (incl. power supply and network cable) 1x Seal rubber plug 1x Terminating plug 2x Cable ties 1x RJ45 plug (user-configurable) 1x IEC female plug (user-configurable) 1x IEC cable with standard plug each 2x PV connectors (pos + and neg -) 1x Screw set
1x Wall bracket A2		
1x Wiring harness Command to battery		
Product documentation		

# MYRESERVE PLANNING SPACE REQUIREMENTS



# MYRESERVE PLANNING BACKUP POWER

- DC-coupled
- In combination with the Fronius Symo Hybrid inverter
- Automatic supply of all phases during a power outage
- No fuse box conversion necessary
- Backup power automatically supplied from PV panels and battery
- Retrofit is always possible



# CONVENIENT MONITORING ENERGYMANAGER

## EnergyManager (optional)

The EnergyManager Portal makes all home energy flows visible via the Internet - on a computer, tablet, or smartphone.

The EnergyManager Installer Center is part of the portal and it offers:

- Practical online monitoring for all EnergyManager installations
- Quick identification of problems and their causes
- Remote access to all EnergyManager configurations




## MYRESERVE APP

### MyReserve App for Installers (included)

With the MyReserve app customers can see all the important MyReserve data. Installers can monitor and maintain devices faster and easier.

Extension of the MyReserve app with the Pro installer function .

- Access to special analysis tools
- Test mode to check the system functionality by controlling the charge and discharge
- Transfer of updates easily and conveniently via Bluetooth®
- System analysis via parameter monitoring (cell voltage, temperature, status messages)



## MYRESERVE COMMAND

Number of battery modules to be connected	1	2	3	4	5
Battery module circuitry	In series				
Coupling of the battery converter	in the DC string of the PV system				
Max. number of battery converters in parallel operation (cluster coupling)	5				
Grid connection	Suitable for mains parallel operation with 1 or 3-phase PV inverter				
Max. charge efficiency (PV2BAT)	97.0 %				
Max. discharge efficiency (BAT2INV)	96.7 %				
Efficiency with direct internal consumption (without battery operation) (PV2INV)	99.8 %				
Max. overall efficiency (round trip - charge/discharge)	92 %				
Max. permissible PV input voltage	650 V	900 V			
Min. PV input voltage U <sub>mp</sub> (under STC)	150 V	200 V	240 V	290 V	340 V
Max. permissible PV input current I <sub>dc</sub>	20 A				
Max. charging and discharging current	16 A				
Number of PV inputs, DC in	1				
Connection technology, DC in/DC out	WMC4 (Weidmüller) included in the scope of delivery				
Max. charge and discharge power	0.8 kW	1.6 kW	2.4 kW	3.2 kW	4.0 kW
Max. charge and discharge power (continuous operation) <sup>1)</sup>	0.5-0.8 kW	1.0-1.6 kW	1.5-2.4 kW	2.0-3.2 kW	2.5-4.0 kW
Supply voltage/frequency, AC in	220 - 240 VAC, 50 - 60 Hz				
Protection rating	IP 31				

1) depending on temperature and PV voltage

## MYRESERVE PACK 24.3

Rated capacity	2.4 kWh
Depth of Discharge (DoD)	100 %
Cell technology	Li-ion
Cell separator	Ceramic coating
BMS	VTC Supervisor <sup>1)</sup>
Maximum efficiency	99.2 %
Weight	25 Kg
Dimensions (W x H x D)	384 mm x 200.5 mm x 277 mm (Depth: 260 mm without fastening points)
Housing	Aluminum
Communication	iso SPI
Power connections	Power plug with integrated communication (contact-protection and polarity-reversal protection) <sup>2)</sup>
Battery fuse	Integrated
Warranty <sup>3)</sup>	10 years (min. 80 % capacity)
Cycle service life	unlimited number of full cycles during the warranty period

1) Continuous monitoring of all cell voltages, cell temperatures, and current. Shut-off of the system when parameter limits are exceeded.  
 2) The battery poles are voltage-free when the battery is removed.  
 3) The corresponding warranty conditions apply

## AC-SENSOR

Model name	AC-Sensor 63	AC-Sensor 250
Installation	DIN top hat rail TS35, suitable for installation in electrical junction boxes	
Limit current	63 A per phase	250 A per phase via external current transformer clamp
Measuring range (performance related)	+/- 32.0 kW	+/- 172.5 kW
Measurement output	balanced three-phase power	
Internal consumption	max. 4.6 W	
Power consumption	max. 20 mA	
Voltage	3 /N/230/400 V ~ ± 10 %	
Frequency	50 Hz	
Measuring method	Direct measurement 1- and 3-phase	Transformer measurement 1- and 3-phase
Applicable transformers	/	250/5A, min. 1 VA, accuracy class 1
Interface	CAN-Bus, isolated	
Cross-section of the passing section of outer conductors (current measurement)	6.9 mm	
Cross-section of neutral conductor and outer conductors in the connection section (voltage measurement)	0.75 mm <sup>2</sup> - 2.5 mm <sup>2</sup> isolated	
Installation width	6 TE (108 mm)	
Weight	0.29 kg	
Type of protection	IP 21	
Relative humidity	≤ 85 % non condensing	
Operating temperature range	-25°C to + 45°C	
Protection class	II	
Measuring accuracy	Offset < 3 W	Offset < 3 W + Offset current transformers

### Any questions?

Your account manager or our Customer Service team will be happy to help.

**SOLARWATT Australia** | Level 11, 1 Margaret St | Sydney NSW 2000 Australia | Tel 1300 765 928 (solwat) | [www.solarwatt.com.au](http://www.solarwatt.com.au)

**SOLARWATT UK** | c/o Kedlestone Office, Unit 3 | Ashover Business Centre S45 0DX | United Kingdom | [www.solarwatt.co.uk](http://www.solarwatt.co.uk)

**SOLARWATT GmbH** | Maria-Reiche-Str. 2a | 01109 Dresden | Germany Certified as per DIN EN ISO 9001, 14001 and 50001 | BS OHSAS 18001:2007